

HOUSING HIGHLIGHTS

Welcome to AMDA New York! AMDA New York residence halls are located on the prestigious Upper West Side of Manhattan, an area rich in many ways.

Often called the city's quintessential neighborhood, the area is comprised of tree-lined residential streets, four of the city's best-known markets (Trader Joe's, Zabar's, Fairway, and Whole Foods), the renowned American Museum of Natural History, and the Neo-Gothic Cathedral of St. John the Divine. The neighborhood is located between Central Park on the East and the Hudson River on the West.

Also within a short walking distance is the famed Lincoln Center for the Performing Arts where students can attend cultural and classical performances at the Metropolitan Opera House, the New York State Theater, and Avery Fisher Hall.

Welcome to Residence Life!

We are excited that you have chosen to live on campus! Living on campus can be one of the most rewarding experiences of a lifetime. It is an opportunity to meet people who may become long-lasting friends and a chance to discover more about yourself. It is a time for new challenges. Through all of this, you will find a supportive and caring group of Residence Advisors to help guide you through your time here at AMDA.

As you prepare for your arrival, please take a few moments to review the contents of this flyer. If we can be of further assistance, please contact your admissions advisor in the Admissions department at 1-800-367-7908.

Please note: Housing assignments will be sent one month prior to orientation.

About the Residence Halls


Just as you are busy making plans, we are, too! Our residence halls are cleaned and prepared before every incoming semester. Our two residence halls (Stratford Arms and Amsterdam) contain a kitchenette and eating area, Wi-Fi, computer labs, coin-operated laundry facilities, and 24-hour security. Additionally, the Stratford Arms offers an outdoor patio, an acting studio, and a dance studio for all student use.

Move-in Day

Moving into a new home can be challenging, but AMDA provides many resources to make your transition even more exciting and stress-free as possible! Both New York dormitories are located on quiet residential streets and we strive to minimize any disruption to our neighbors. If you are driving, please do not double-park or block traffic in any way. Our Resident Advisors will be available to help unload cars, and we ask that you move your car as quickly as possible after unloading. A list of local parking garages can be found here: <http://www.upperwest.com/parking-garages>. Orientation and move-in is typically a four day event featuring faculty, staff and students. Move-in is either the Wednesday or Thursday before the first day of class.

What is "Move-In"?

Upon arrival, students must take their belongings to their room, unload and head straight to Orientation check-in. Don't worry; you'll have plenty of time to unpack later! Students must check in immediately. While moving in, you will be given a Move-In form along with two keys: a front door key and a room key. **CONTINUED >>**



AMSTERDAM RESIDENCE



STRATFORD ARMS RESIDENCE

Both of our residence halls house 1st, 2nd, 3rd and 4th semester students. These buildings are based on availability, and will both be used for incoming students every semester. They are not designated by semester or program.

What is “Move-In”?, cont.

After you take your belongings to your room, make sure to double check your room, note if there is anything that needs attention on the Move-In form, and bring it immediately to the front desk staff. This form helps us document who has moved in and any maintenance that the room might need.

What to Bring

Students are responsible for providing all personal items. Space is limited so be sure to pack lightly! Do not bring any furniture with you.

If you arrive to your new room before your roommate, make sure to leave space for your roommate in the dresser and closet. Each student is allotted drawers in the dresser and drawers under their bed.

We recommend bringing the following items:

- Pillows
- Alarm Clocks – 1 electric, 1 battery-operated (You must be on time for class!)
- Hangers
- Extension Cords and Power Strips

We recommend purchasing the following items once you arrive in New York to save packing space:

- Linens – sheets, bedding, towels, etc
- Curtains
- Cooking utensils – pots, pans, silverware, dishes, etc
- Food – Spices, canned food, boxed food, etc
- Toiletries – shampoo, soap, etc
- Cleaning supplies – broom, Clorox Spray, wipes, etc

Shipping in Advance

Shipping (no sooner than the Monday before your move-in date) helps facilitate the move-in process, and is encouraged. Shipping addresses for the housing buildings are:

The Stratford Arms

< Student's Name >
117 W 70th Street, New York, NY 10023

The Amsterdam

< Student's Name >
207 W 85th Street, New York, NY 10024

Typical Room Configurations

Both housing buildings offer single and double room combinations for students.

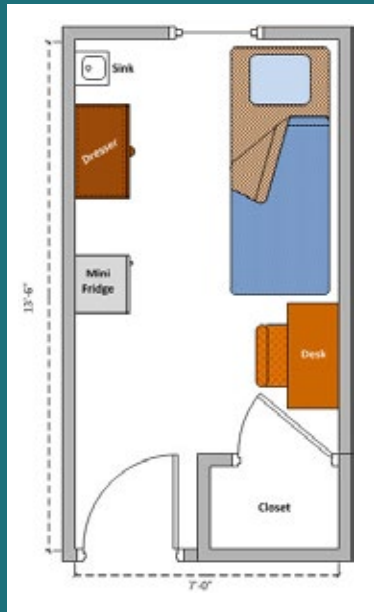
Standard features include a twin-size bed with three drawers, a dresser, desk and chair (upon request), sink, refrigerator, window air conditioner, and closet space. Please do not bring personal furniture until after you arrive and confirm with the coordinator of student housing.

Single Rooms

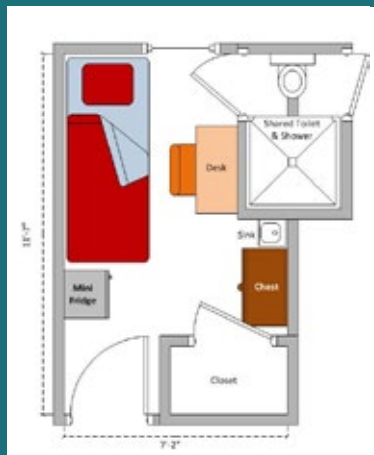
Typical Floor Plan

Single rooms measure approximately 84 square feet – please plan accordingly when packing.

AMSTERDAM SINGLE



STRATFORD SINGLE



Some single rooms offer a loft bed combination to enhance space.



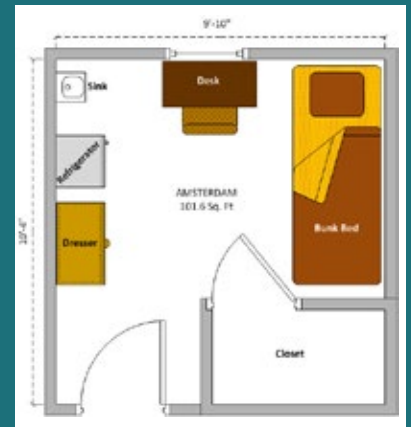
Double Rooms

Typical Floor Plan

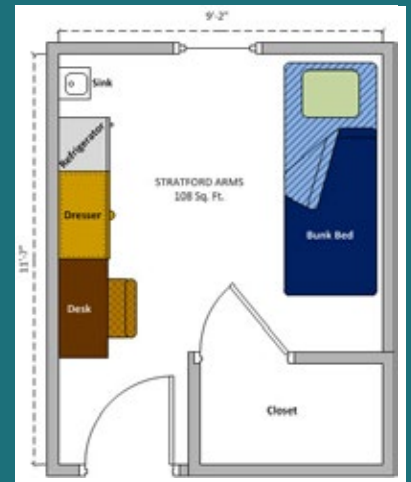
Double rooms measure approximately 108 square feet.

Remember, you will be sharing this space with another student, so pack accordingly. If you arrive before your roommate, make sure to leave drawer space for your roommate.

AMSTERDAM DOUBLE



STRATFORD DOUBLE



Room plans presented in this brochure represent selected layouts; individual rooms may vary slightly as to the placement of furniture or closets. Select rooms provide shared suite bathrooms.